



GSM/GPRS/3G/4G/NB-IoT/LoRa Sensor To Cloud IoT Series



Transmits Sensor/Meter signal to Cloud Platform;
Ultra-Low Power consumption,small size,easy operation;
PCBA,Metalical Enclosure, Waterproof Enclosure;
Supports DIN/Relay Output/AIN/DS18B20/AM2301/RS485;
Supports GSM/GPRS/3G/4G/NB-IoT/Lora;
Supports Cloud Platform,Modbus TCP,MQTT, SMS, Dial Alert.

Sensor to Cloud IoT Series

KING PIGEON



Sensor To Cloud Data Sheet

Version: 1.0

Model: IOT10xyz

Date: 2019-02-22

All rights reserved by

King Pigeon Hi-Tech. Co., Ltd.

WWW.4G-RTU.COM



GSM/GPRS/3G/4G/NB-IoT/LoRa Sensor To Cloud IoT Series

[Preface]

Thank you for using the Sensor To Cloud IoT Series device of King Pigeon Hi-Tech. Co., Ltd. Reading this product description allows you to quickly grasp the function and use of this product.

[Copyright statement]

The ownership of this specification is owned by King Pigeon Hi-Tech. Co., Ltd. Without the written permission of the company, no unit or individual has the right to reproduce, disseminate and copy any part of the manual in any form, otherwise the offender will be at his own risk.

[Disclaimer]

The company cannot provide free upgrade services if the Device cannot continue to be used because of the network upgrade of the operator. The company will not bear the consequences if the Device is unable to work properly due to the interruption of the network services of the operators.

This product is mainly based on GSM/3G/4G network, please use it according to the parameters and technical specifications provided in the specification, and please pay attention to the radio products, especially GSM/3G/4G. The company does not bear property or personal injury caused by improper use of the product.

[Document revision record]

Date	Version	Revised instructions
2019-02-22	V1.0	The first version

[Device selection table]

IOT10	x (I/O type)	y (communication)	z (communication protocol)
Fixed	R (DO: Digital Output-Open Collector) D (DIN: Digital Input) A (AIN: 4~20mA Analog Input) V (AIN: 0~5V Analog Input) B (DS18B20 Temperature Sensor Input) M (AM2301 Temperature & Humidity Sensor Input) U (RS485 Transparent Transmission)	G (GSM/GPRS) W (3G) L (4G LTE) N (NB-IoT) R (LoRa) E (Ethernet)	T (Modbus RTU Over TCP) M (MQTT)

Note: RS485 serial port type communication protocol is data transparent transmission, and the last digit of its model is fixed to T.

IOTa0xyz model definition:

a represents the number of I/O channels: = 1 represents one I/O channel, = 2 represents two I/O channels;

x stands for I/O type: = R stands for DO, = D stands for DIN, = A stands for 4~20mA, = V stands for 0~5V, = B stands for DS18B20, = M stands for AM2301, = U stands for UART RS485;

y means of communication: = G means GSM/GPRS, = W means 3G, = L means 4G LTE, = N means of NB-IoT, = R means of LoRa, = E means Ethernet;

z for communication protocol: = T for Modbus RTU over TCP, = M for MQTT;

For example, model IOT10RWM indicates that the product is a DO output type, 3G communication mode, MQTT communication protocol.



1. Brief Introduction

The Sensor To Cloud IoT Series include DO - Digital Output (Open Collector), DIN - Digital Input, AIN - 4~20mA Analog Input, AIN – 0~5V Analog Input , DS18B20 Temperature Sensor Input, AM2301 Temperature & Humidity Sensor Input, RS485 Transparent Transmission etc. I/O types of different functions, optional GSM, GPRS, 3G, 4G, NB-IoT, Lora, Ethernet, etc. communication methods, support for Modbus RTU Over TCP and MQTT communication protocols or data transparent transmission, with a combination of up to dozens of models, covering most of the applications to meet the different needs of users.

This product is compact and exquisite, powerful, and can choose the regular online working mode or ultra low power working mode according to the need. It can choose the waterproof plastic shell for industrial metal shell or outdoor use, acting as a complete finished product connection sensor monitors data collection, remote control and abnormal warning notifications through SMS, phone, network, wechat, web end and cloud platform. It can also be used as a PCBA module embedded in a third-party motherboard for secondary development, to facilitate the traditional sensors, instruments and other rapid access to objects such as networking.

2. Safety Note



Safety tips

Please do not use this product in places where it is forbidden to use mobile phones!



Wireless interference

This product uses GSM/3G/4G wireless network, please pay attention to wireless interference!

3. Packing List

RTU x1, GSM/3G/4G antenna x1, specification (CD) x1, power adapter (DC 12V1.5A) x1


Note: SIM cards are not included in the list.

Optional Accessory:

DS18B20 temperature detector, length: 1m, 5m, 10m, 20m

AM2301 temperature and humidity detector, length: 1m, 5m, 20m

DIN 35mm rail fixed support:



4. Functional Characteristics

- It can be used as a complete product or as a secondary development of the PCBA module.
- Two modes of work are optional:
 - Normal mode: data transmission in real time, so that users can understand the situation on the spot in a timely manner;
 - Low power mode: ultra low power source design (less than 230uA), suitable for the periodic collection of recorded data sites;
- A variety of communication options are available: GSM, GPRS, 3G, 4G, NB-IoT, LoRa, Ethernet, etc.
- Diversified functions: switch control, digital input monitoring, analog input monitoring, temperature and humidity monitoring, RS485 serial communication, etc.
- Support for setting parameters through SMS, computer configuration software, cloud platform(change the configuration and viewing real-time data);
- Supports 10 user numbers, each of which can be set up separately to receive specific alarm messages and alarm calls;
- Support 10 timer task: Inbuilt inter-lock logic programmer and powerful timer program function
- Supports 2 different server centers that can set IP addresses or domain names;
- Support for Modbus RTU Over TCP protocol and MQTT protocol or data transparent transmission;
- Resend mechanism To ensure that each data is effectively uploaded to the server;
- 32M-bit storage to save historical data.
- Wide working voltage design, support 7~24 VDC power supply, with anti-reverse connection protection;
- Built-in clock chips and super capacitors to ensure long-term timing after power outages;
- Use the nano SIM card to support pin code verification and ensure the security of the card;
- The optional metal shell or waterproof shell, can be installed and used in the house and outdoors.

5. Technical parameters


Item	Parameter range
Page 4 of 8	King Pigeon Hi-Tech. Co., Ltd Ver 1.0




GSM/GPRS/3G/4G/NB-IoT/LoRa Sensor To Cloud IoT Series

Working voltage	Standard power supply 12V DC, support 7~24V DC
Power consumption	< 230uA in low power mode; 10mA~30mA in normal mode; Maximum 230-360mA (when making a phone call, it is related to the strength of the signal; and the weaker the signal, the bigger the consumption)
Means of communication	Optional < GSM , GPRS, 3G, 4G, NB-IoT, LoRa, Ethernet >
Communication protocol	Modbus RTU over TCP protocol, MQTT protocol, Data transparent transfer
SIM card	Nano SIM card
External antenna	SMA Antenna interface, 50 Ohm
USB	Micro USB interface
DO - digital output	OC type - open collector output, maximum load 1.5A/25V DC
DIN - digital input	Dry and wet contact compatible; wet contact 0~1V is close, 2~30V is open
AIN - analog input	4~20mA or 0~5V
AM2301 temperature and humidity input	AM2301: temperature measuring range -40 to 80°C, precision $\pm 0.5^\circ\text{C}$, humidity measuring range 0~99.9%RH, precision $\pm 3\%RH$
DS18B20 temperature input	DS18B20: temperature measurement range -55 to 125°C, precision $\pm 0.5^\circ\text{C}$
RS485 serial communication	A single package transmitted through the RS485 serial port is up to 250 bytes.
Cache capacity	32M-bit / 4M-Byte (4,194,304 Bytes)
Working temperature range	-10 to 60°C
Working humidity range	Maximum relative humidity 95% (condensation free)
Metal shell Size	54mm * 48mm * 19mm
Water Proof Shell Size	65mm * 45mm * 21mm
PCB Size	50.3mm * 36.8mm * 1.6mm
PCBA pin definition	When used as a PCBA module, there are 7 pins, starting from the JP1 mark: Positive input pin, negative input pin, 1, 2, 3, signal indicator light pin, I/O indicator light pin (For the definition of 1, 2, and 3 pins, please refer to 6.2 Wiring Instructions)

6. Device Description



Metal shell panel label



Waterproof shell panel label

7. Appendix A - Device Selection Table

Model	I/O type	Communication	Communication Protocol
IOT10RGT	DO – Digital Output (Open Collector)	GSM/GPRS	Modbus RTU Over TCP
IOT10DGT	DIN – Digital Input	GSM/GPRS	Modbus RTU Over TCP
IOT10AGT	AIN - 4~20mA Analog Input	GSM/GPRS	Modbus RTU Over TCP
IOT10VGT	AIN - 0~5V Analog Input	GSM/GPRS	Modbus RTU Over TCP
IOT10BGT	DS18B20 Temperature Sensor Input	GSM/GPRS	Modbus RTU Over TCP
IOT10MGT	AM2301 Temp&Hum Sensor Input	GSM/GPRS	Modbus RTU Over TCP
IOT10UGT	RS485 Serial Port	GSM/GPRS	Transparent Transmission
IOT10RWT	DO – Digital Output (Open Collector)	3G	Modbus RTU Over TCP
IOT10DWT	DIN – Digital Input	3G	Modbus RTU Over TCP
IOT10AWT	AIN - 4~20mA Analog Input	3G	Modbus RTU Over TCP
IOT10VWT	AIN - 0~5V Analog Input	3G	Modbus RTU Over TCP
IOT10BWT	DS18B20 Temperature Sensor Input	3G	Modbus RTU Over TCP
IOT10MWT	AM2301 Temp&Hum Sensor Input	3G	Modbus RTU Over TCP
IOT10UWT	RS485 Serial Port	3G	Transparent Transmission
IOT10RLT	DO – Digital Output (Open Collector)	4G	Modbus RTU Over TCP
IOT10DLT	DIN – Digital Input	4G	Modbus RTU Over TCP
IOT10ALT	AIN - 4~20mA Analog Input	4G	Modbus RTU Over TCP
IOT10VLT	AIN - 0~5V Analog Input	4G	Modbus RTU Over TCP
IOT10BLT	DS18B20 Temperature Sensor Input	4G	Modbus RTU Over TCP
IOT10MLT	AM2301 Temp&Hum Sensor Input	4G	Modbus RTU Over TCP



GSM/GPRS/3G/4G/NB-IoT/LoRa Sensor To Cloud IoT Series

IOT10ULT	RS485 Serial Port	4G	Transparent Transmission
IOT10RNT	DO – Digital Output (Open Collector)	NB-IoT	Modbus RTU Over TCP
IOT10DNT	DIN – Digital Input	NB-IoT	Modbus RTU Over TCP
IOT10ANT	AIN - 4~20mA Analog Input	NB-IoT	Modbus RTU Over TCP
IOT10VNT	AIN - 0~5V Analog Input	NB-IoT	Modbus RTU Over TCP
IOT10BNT	DS18B20 Temperature Sensor Input	NB-IoT	Modbus RTU Over TCP
IOT10MNT	AM2301 Temp&Hum Sensor Input	NB-IoT	Modbus RTU Over TCP
IOT10UNT	RS485 Serial Port	NB-IoT	Transparent Transmission
IOT10RRT	DO – Digital Output (Open Collector)	LoRa	Modbus RTU Over TCP
IOT10DRT	DIN – Digital Input	LoRa	Modbus RTU Over TCP
IOT10ART	AIN - 4~20mA Analog Input	LoRa	Modbus RTU Over TCP
IOT10VRT	AIN - 0~5V Analog Input	LoRa	Modbus RTU Over TCP
IOT10BRT	DS18B20 Temperature Sensor Input	LoRa	Modbus RTU Over TCP
IOT10MRT	AM2301 Temp&Hum Sensor Input	LoRa	Modbus RTU Over TCP
IOT10URT	RS485 Serial Port	LoRa	Transparent Transmission
IOT10RET	DO – Digital Output (Open Collector)	Ethernet	Modbus RTU Over TCP
IOT10DET	DIN – Digital Input	Ethernet	Modbus RTU Over TCP
IOT10AET	AIN - 4~20mA Analog Input	Ethernet	Modbus RTU Over TCP
IOT10VET	AIN - 0~5V Analog Input	Ethernet	Modbus RTU Over TCP
IOT10BET	DS18B20 Temperature Sensor Input	Ethernet	Modbus RTU Over TCP
IOT10MET	AM2301 Temp&Hum Sensor Input	Ethernet	Modbus RTU Over TCP
IOT10UET	RS485 Serial Port	Ethernet	Transparent Transmission
IOT10RGM	DO – Digital Output (Open Collector)	GSM/GPRS	MQTT
IOT10DGM	DIN – Digital Input	GSM/GPRS	MQTT
IOT10AGM	AIN - 4~20mA Analog Input	GSM/GPRS	MQTT
IOT10VGM	AIN - 0~5V Analog Input	GSM/GPRS	MQTT
IOT10BGM	DS18B20 Temperature Sensor Input	GSM/GPRS	MQTT
IOT10MGM	AM2301 Temp&Hum Sensor Input	GSM/GPRS	MQTT
IOT10RWM	DO – Digital Output (Open Collector)	3G	MQTT
IOT10DWM	DIN – Digital Input	3G	MQTT
IOT10AWM	AIN - 4~20mA Analog Input	3G	MQTT
IOT10VWM	AIN - 0~5V Analog Input	3G	MQTT
IOT10BWM	DS18B20 Temperature Sensor Input	3G	MQTT
IOT10MWM	AM2301 Temp&Hum Sensor Input	3G	MQTT
IOT10RLM	DO – Digital Output (Open Collector)	4G	MQTT
IOT10DLM	DIN – Digital Input	4G	MQTT
IOT10ALM	AIN - 4~20mA Analog Input	4G	MQTT
IOT10VLM	AIN - 0~5V Analog Input	4G	MQTT
IOT10BLM	DS18B20 Temperature Sensor Input	4G	MQTT
IOT10MLM	AM2301 Temp&Hum Sensor Input	4G	MQTT
IOT10RNM	DO – Digital Output (Open Collector)	NB-IoT	MQTT
IOT10DNM	DIN – Digital Input	NB-IoT	MQTT
IOT10ANM	AIN - 4~20mA Analog Input	NB-IoT	MQTT



GSM/GPRS/3G/4G/NB-IoT/LoRa Sensor To Cloud IoT Series

IOT10VNM	AIN - 0~5V Analog Input	NB-IoT	MQTT
IOT10BNM	DS18B20 Temperature Sensor Input	NB-IoT	MQTT
IOT10MNM	AM2301 Temp&Hum Sensor Input	NB-IoT	MQTT
IOT10RRM	DO – Digital Output (Open Collector)	LoRa	MQTT
IOT10DRM	DIN – Digital Input	LoRa	MQTT
IOT10ARM	AIN - 4~20mA Analog Input	LoRa	MQTT
IOT10VRM	AIN - 0~5V Analog Input	LoRa	MQTT
IOT10BRM	DS18B20 Temperature Sensor Input	LoRa	MQTT
IOT10MRM	AM2301 Temp&Hum Sensor Input	LoRa	MQTT
IOT10REM	DO – Digital Output (Open Collector)	Ethernet	MQTT
IOT10DEM	DIN – Digital Input	Ethernet	MQTT
IOT10AEM	AIN - 4~20mA Analog Input	Ethernet	MQTT
IOT10VEM	AIN - 0~5V Analog Input	Ethernet	MQTT
IOT10BEM	DS18B20 Temperature Sensor Input	Ethernet	MQTT
IOT10MEM	AM2301 Temp&Hum Sensor Input	Ethernet	MQTT

If you have any questions, please contact us.

<http://WWW.4G-RTU.COM>

---End---